

# **Greenville Fire Department**

## **ANNUAL REPORT**

**2016**



<b>Fire Operations</b>				
	<b>Description</b>	<b>2014</b>	<b>2015</b>	<b>2016</b>
111	Building Fire	29	36	24
112	Fires in Structure Other Than in a Building	0	3	1
113	Cooking Fire, Confined to Container	2	6	0
1131	Cooking Equipment Fire	1	1	1
114	Chimney or Flue Fire	3	1	0
118	Trash or Rubbish Fire, Contained	0	1	0
121	Fire in Mobile Home Used as Fixed Residence	1	0	0
130	Mobile Property (Vehicle) Fire, Other	0	1	1
131	Passenger Vehicle Fire	4	3	0
140	Natural Vegetation Fire, Other	0	1	1
1401	Natural Vegetation, Mulch (Landscaping)	0	3	0
141	Forest, Woods or Wildland Fire	0	0	1
142	Brush or Brush and Grass Mixture Fire	1	3	7
150	Outside Rubbish Fire, Other	2	0	0
151	Outside Rubbish, Trash or Waste Fire	2	4	2
153	Construction or Demolition Landfill Fire	1	0	0
154	Dumpster or Other Outside Trash Receptacle	1	1	0
161	Outside Storage Fire	1	0	0
162	Outside Equipment Fire	0	1	0
1621	Utility Pole Fire	1	0	0
171	Cultivated Grain or Crop Fire	0	1	0
240	Explosion (No Fire), Other	3	1	1
251	Excessive Heat, Scorch Burns	1	1	2
300	Rescue, EMS Incident, Other	0	1	1
311	Medical Assist, Assist EMS Crew	35	31	18
3111	Assist EMS Crew, Body Removal from House	1	1	0
320	Emergency Medical Service, Other	0	1	1
321	EMS Call	461	446	469
3211	Monitored Medical Alarm, Accidental	0	2	2
322	MVA with Injuries	15	20	19
3221	Motor Vehicle Accident with No Injuries	5	3	0
323	Motor Vehicle/Pedestrian Accident	2	0	1
324	MVA with No Injuries	4	12	10
341	Search for Person on Land	1	0	1
351	Extrication of Victim(s)	0	1	0
352	Extrication of Victim(s) From Vehicle	3	5	1
353	Removal of Victim(s) from Stalled Elevator	0	1	5
3531	Elevator Rescue	1	0	1
354	Trench/Below-Grade Rescue	1	0	0
356	High-Angle Rescue	0	0	1
363	Swift Water Rescue	1	0	0
3812	Establish Lading Zone for Air Ambulance	2	0	0

4001	Odor Investigation	6	8	2
4002	Utility Pole Leaning/Fallen	0	2	1
4007	Debris on Street	0	0	1
410	Combustible/Flammable Gas/Liquid Condition	0	0	1
411	Gasoline or Other Flammable Liquid Spill	2	2	1
412	Gas Leak (Natural Gas or LPG)	11	9	6
413	Oil or Other Combustible Liquid Spill	0	4	3
4201	Air Quality Monitoring or Investigation	0	0	1
421	Chemical Hazard (No Spill or Leak)	0	0	3
424	Carbon Monoxide Incident	0	0	4
4241	Carbon Monoxide Symptoms, No CO	1	1	1
4242	Carbon Monoxide Investigation, No CO	6	4	1
4243	Carbon Monoxide Investigation, CO Present	1	2	1
440	Electrical Wiring/Equipment Problem, Other	1	5	2
441	Heat from Short Circuit (Wiring)	0	0	2
442	Overheated Motor	2	2	0
443	Breakdown of Light Ballast	1	0	1
444	Power Line Down	4	8	6
4441	Power Line Arcing/Fire	2	1	0
445	Arcing, Shorted Electrical Equipment	1	1	6
461	Building or Structure Weakened or Collapsed	0	3	0
463	Vehicle Accident, General Cleanup	2	1	1
471	Explosive, Bomb Removal (For Bomb Scare)	1	0	0
500	Service Call, Other	1	0	0
511	Lock-Out	2	1	3
512	Ring or Jewelry Removal	1	0	0
520	Water Problem, Other	5	3	1
5202	Water Problem, Fire Hydrant Damaged	1	0	1
5203	Water System, Flush Out Valve Box	0	0	3
521	Water Evacuation	4	1	0
5211	Water Removal; Sump Pump Failure	34	10	5
522	Water or Steam Leak	2	2	4
5221	Water Leak - Building Service Line	3	1	0
5222	Water Leak - Municipal Main	0	4	2
5224	Water Leak - Sprinkler Piping	1	5	0
531	Smooke or Ordor Removal	2	3	1
541	Animal Problem	2	0	1
542	Animal Rescue	2	2	1
550	Public Service Assistance, Other	1	0	0
5501	Tree Fallen, Blocking Street	3	2	4
5502	Tree Fallen, On Building	0	0	2
5503	Tree Fallen, On Vehicle	0	0	2
5504	Tree Fallen on Wires	3	2	9
5505	Tree Fallen	2	3	1

5506	Wire Fallen, Non-Electrical	21	8	13
551	Assist Police or Other Governmental Agency	0	4	1
5511	Welfare Check on Occupant	1	0	3
5513	Assist Police: Suspected Drug Lab Fire	0	1	0
5521	Traffic Control	1	0	1
5522	Traffic Signal Bulb Replacement	0	1	0
5523	Traffic Signal Malfunction	9	5	4
5525	Pedestrian Walk Sign Repair	18	0	0
5526	Replace Pedestrian Don't Walk Sign Bulb	1	0	0
5527	Assist Disabled Motorist	1	0	0
553	Public Service	4	1	2
5533	Public Service, Electrical Problem	0	2	0
554	Assist Invalid	13	3	5
5541	Lift Fallen Person; No Injury	17	18	8
561	Unauthorized Burning	9	14	11
5611	Complaint - Permitted Fire	4	5	4
571	Cover Assignment, Standby, Moveup	0	2	1
6001	Pull Cord Alarm in Apartment, Accidental	0	0	9
611	Dispatched & Cancelled en Route	0	1	3
621	Wrong Location	1	1	0
622	No Incident Found on Arrival at Dispatch	0	1	1
6221	Explosion Reported; Unfounded	3	1	3
6223	Medical Call, Unfounded	1	1	4
6224	Haz Mat Incident Reported; Unfounded	0	0	1
6225	Vehicle Accident Reported; Unfounded	0	2	0
6227	Smoke Alarm Sounding, Unfounded	0	1	2
6228	Building Fire Reported, Unfounded	1	5	1
631	Authorized Controlled Burning	5	0	2
651	Smoke Scare, Odor of Smoke	7	13	6
700	False Alarm or False Call, Other	1	1	0
710	Malicious, Mischievous False Call, Other	0	0	1
714	Central Station, Malicious False Alarm	0	1	1
7141	Central Sta., Malicious False - Manual	1	0	0
721	Bomb Scare - No Bomb	0	0	5
730	System Malfunction, Other	2	0	2
731	Sprinkler Activation Due to Malfunction	1	0	0
733	Smoke Detector Activation Due to Malfunction	9	13	15
734	Heat Detector Activation Due to Malfunction	1	2	3
735	Alarm System Sounded Due to Malfunction	9	6	7
740	Unintentional Transmission of Alarm, Other	9	4	3
741	Sprinkler Activation, No Fire	1	0	0
743	Smoke Detector Activation, No Fire	71	62	50
7431	Duct Smoke Det. Activation, No Fire	5	2	3
744	Detector Activation, No Fire	7	1	1

7441	Flow Switch Activation, No Fire - Unintentional	1	3	4
7442	Valve Tamper Switch Alarm - Unintentional	0	0	1
745	Alarm System Activation, No Fire	9	5	5
7451	Manual Pull Station, No Fire	2	3	3
746	Carbon Monoxide Detector Activation, No CO	1	0	1
800	Severe Weather or Natural Disaster, Other	0	1	0
812	Flood Assessment	1	0	0
814	Lightning Strike (No Fire)	0	1	0
911	Citizen Complaint	0	1	0
	<b>TOTAL</b>	<b>943</b>	<b>880</b>	<b>845</b>

### Response By District

<b>District</b>	<b>Description</b>	<b>2014</b>	<b>2015</b>	<b>2016</b>
13	Fallowfield	0	1	0
17	North Shenango	0	1	0
73	West Salem	21	22	18
75	Transfer	5	4	6
81	Sheakleyville	2	5	2
89	Jamestown	13	21	15
94	Hempfield	11	24	18
9610	West Side	155	171	162
9620	North Side	141	112	111
9630	Downtown & South	289	264	277
9640	East Side	306	255	235
CDBGN	CDBGN	0	0	1
	<b>TOTAL</b>			<b>845</b>

<b>Fire Prevention</b>			
<b>Description</b>	<b>2014</b>	<b>2015</b>	<b>2016</b>
Emergency Impairment Fire Alarm System	0	0	1
Emergency Evacuation Drill	7	3	2
New Fire Alarm System, Acceptance	0	1	0
Issue Fireworks Permit, Public Display	0	1	0
Figure Occupant Load	0	3	0
Sprinkler System Restored Impaired	0	1	0
Installation of Fire Hydrant	0	4	0
New Occupancy Survey	2	4	0
Installation of Fire Dept. Key Box	1	2	0
Fireworks, Public Display	0	1	0
Fire Hazard	0	1	0
Cooking Hood Installation	0	1	0
Cooking Hood Fire Suppression	1	0	0
Fire Alarm System	1	1	0
Fire Hydrant Placement	0	1	0
Consultation with Contractor	1	0	0
New Occupancy	0	1	0
Exit Obstructed	1	0	0
New Occupancy Inspection	1	0	0
Issue Fire Alarm Use Permit	1	0	0
Designate Fire Dept. Key Box Placement	2	0	0
Exit/Egress Requirements	0	3	0
Issue Annual Operational Permit	24	0	0
Annual Fire Inspection	248	181	320
Biennial Fire Inspection	0	44	0
Semi-Annual Inspection	3	1	0
Permit, 6 Month Inspection	20	0	0
Inspection - Requested	1	0	0
Fire Re-Inspection	164	105	104
<b>TOTAL</b>	<b>478</b>	<b>359</b>	<b>427</b>

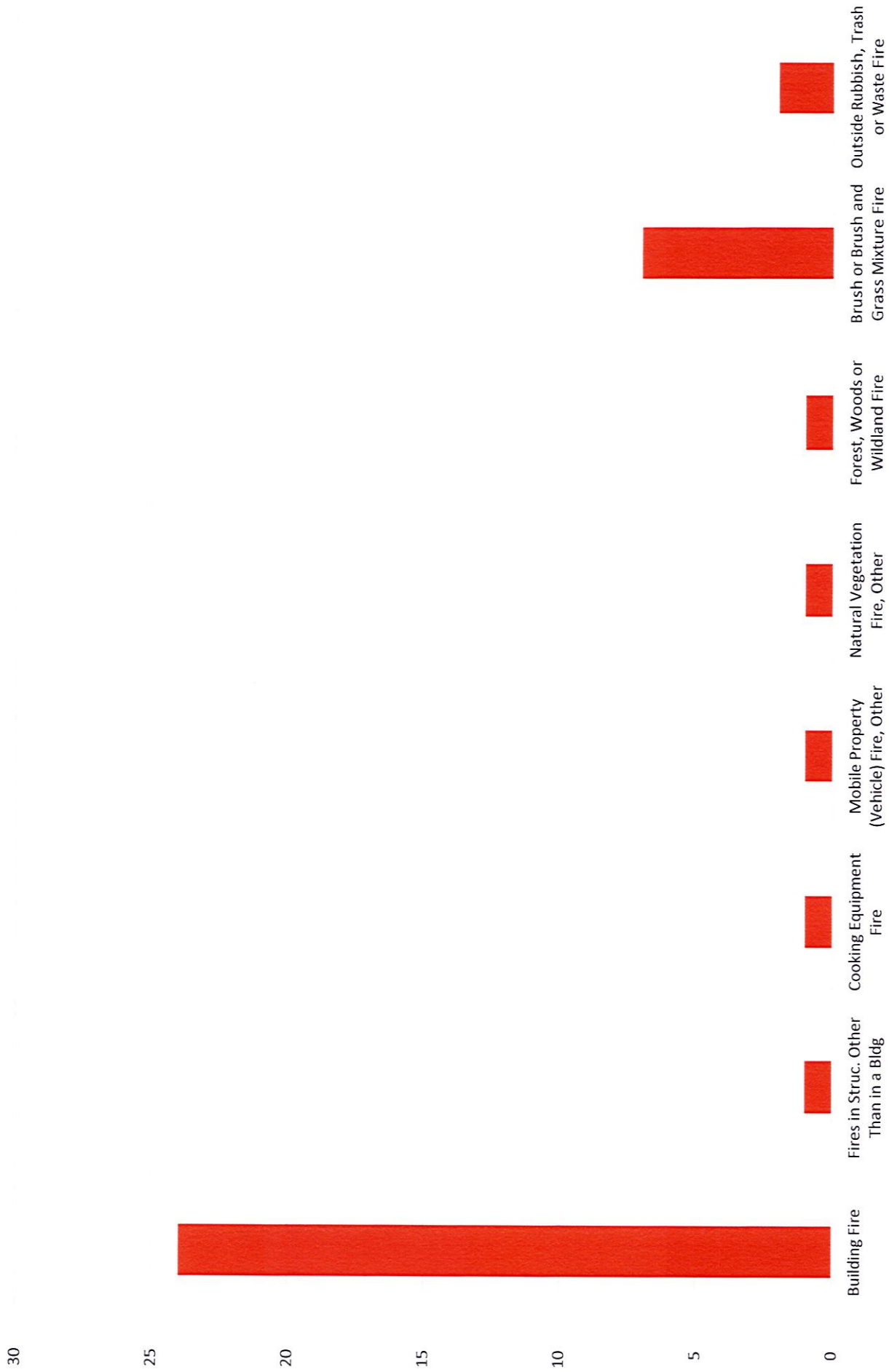
### Incidents by Day of the Week

<b>Day</b>	<b>2014</b>	<b>2015</b>	<b>2016</b>
Sunday	120	123	110
Monday	133	116	132
Tuesday	131	138	113
Wednesday	137	118	114
Thursday	146	133	125
Friday	146	113	128
Saturday	130	139	123
<b>TOTAL</b>	<b>943</b>	<b>880</b>	<b>845</b>

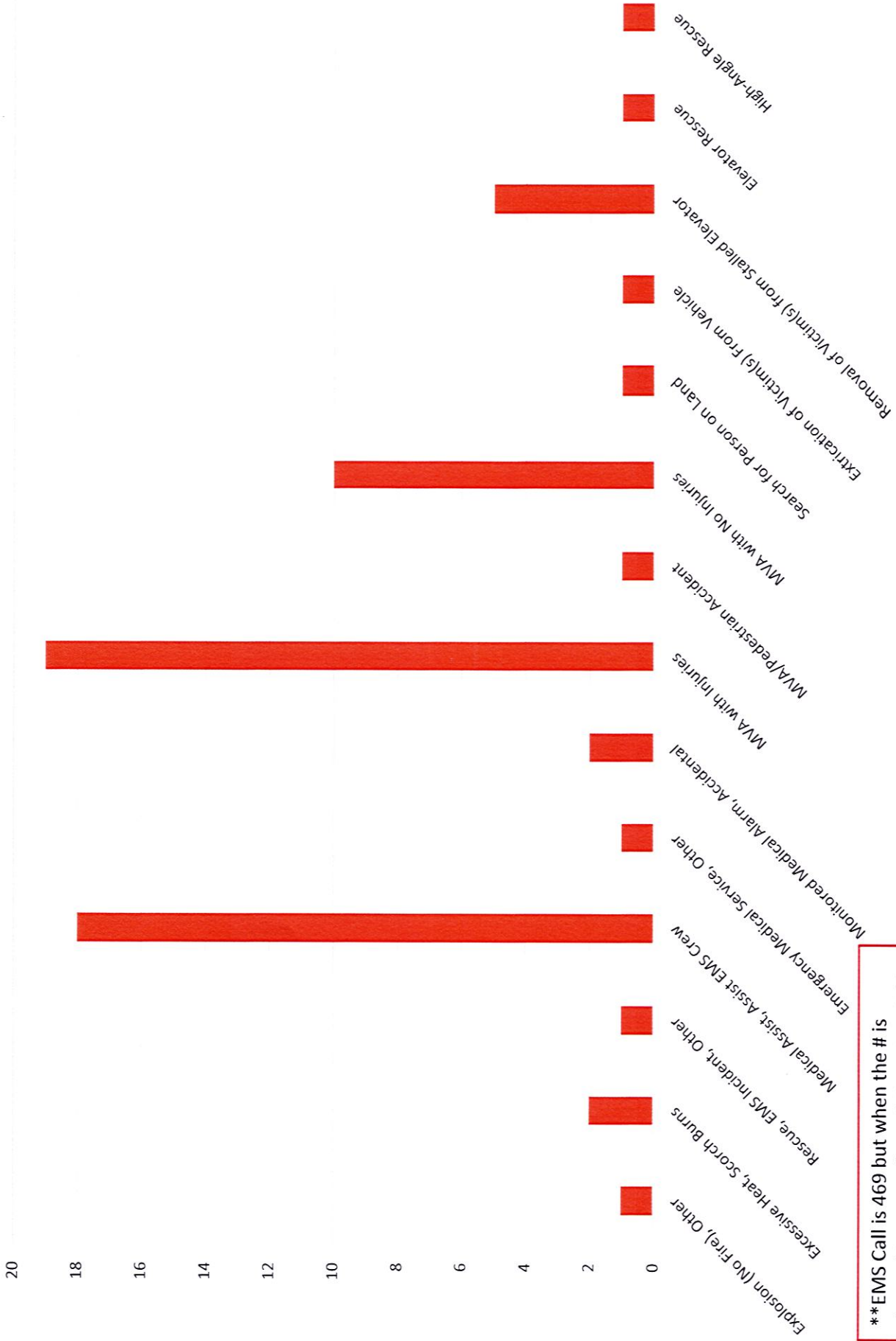


<b>Incidents by Time of Day</b>			
<b>Day</b>	<b>2014</b>	<b>2015</b>	<b>2016</b>
00:00	18	27	24
01:00	15	29	19
02:00	23	19	15
03:00	15	20	13
04:00	17	21	16
05:00	11	17	7
06:00	12	20	23
07:00	25	19	27
08:00	39	27	40
09:00	53	38	46
10:00	47	49	56
11:00	49	47	54
12:00	53	46	55
13:00	49	46	34
14:00	49	55	46
15:00	65	56	43
16:00	69	51	48
17:00	60	34	65
18:00	35	53	31
19:00	59	41	48
20:00	54	53	37
21:00	52	40	39
22:00	47	38	33
23:00	27	34	26
<b>TOTAL</b>	<b>943</b>	<b>880</b>	<b>845</b>

# 2016 Incident Type - Fire

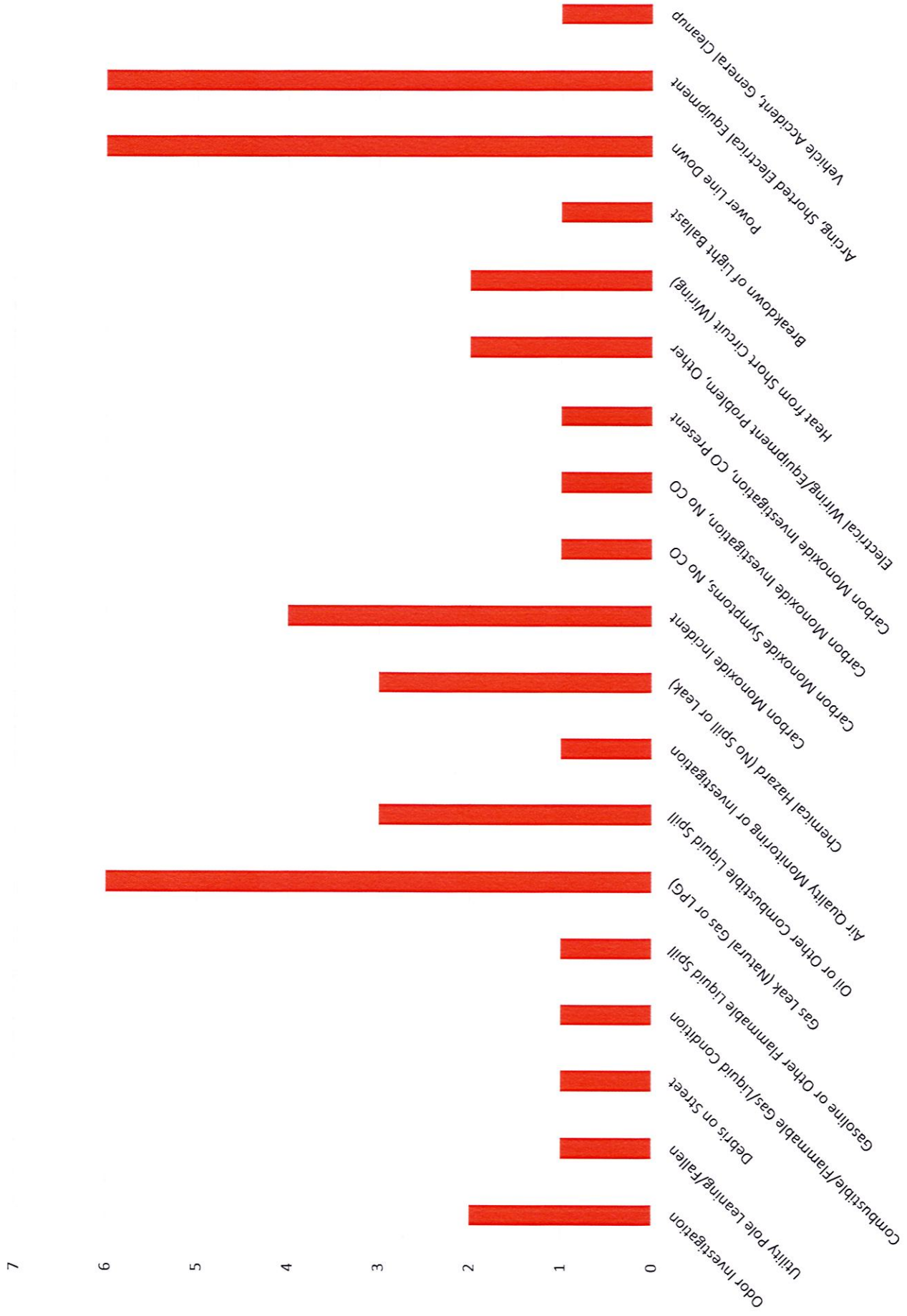


## 2016 Incident Type - Overpressure Rupture, Explosion, Overheat (No Fire) & Rescue and Emergency Medical Service Incident

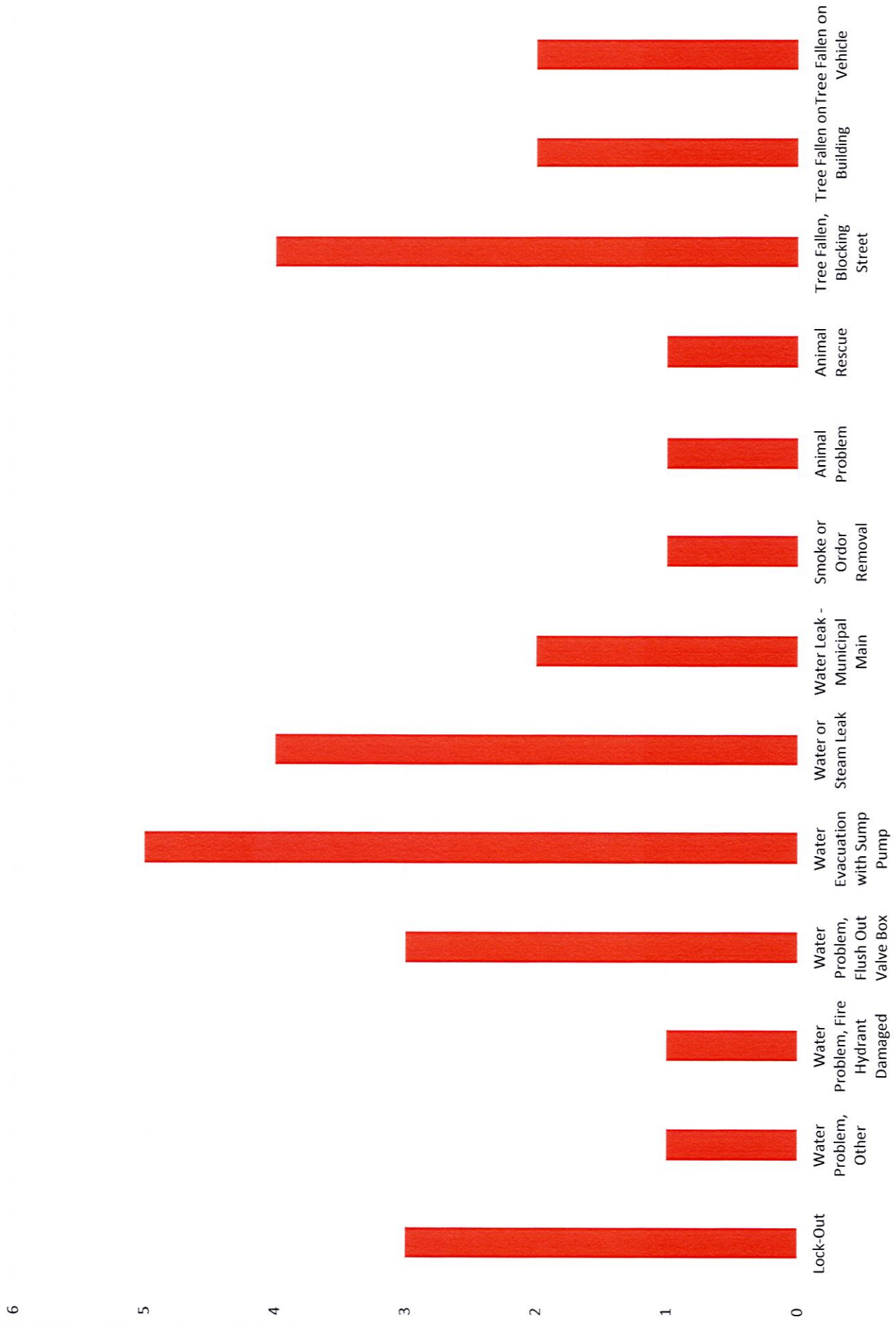


\*\*EMS Call is 469 but when the # is plugged in you can't read the other #'s\*\*

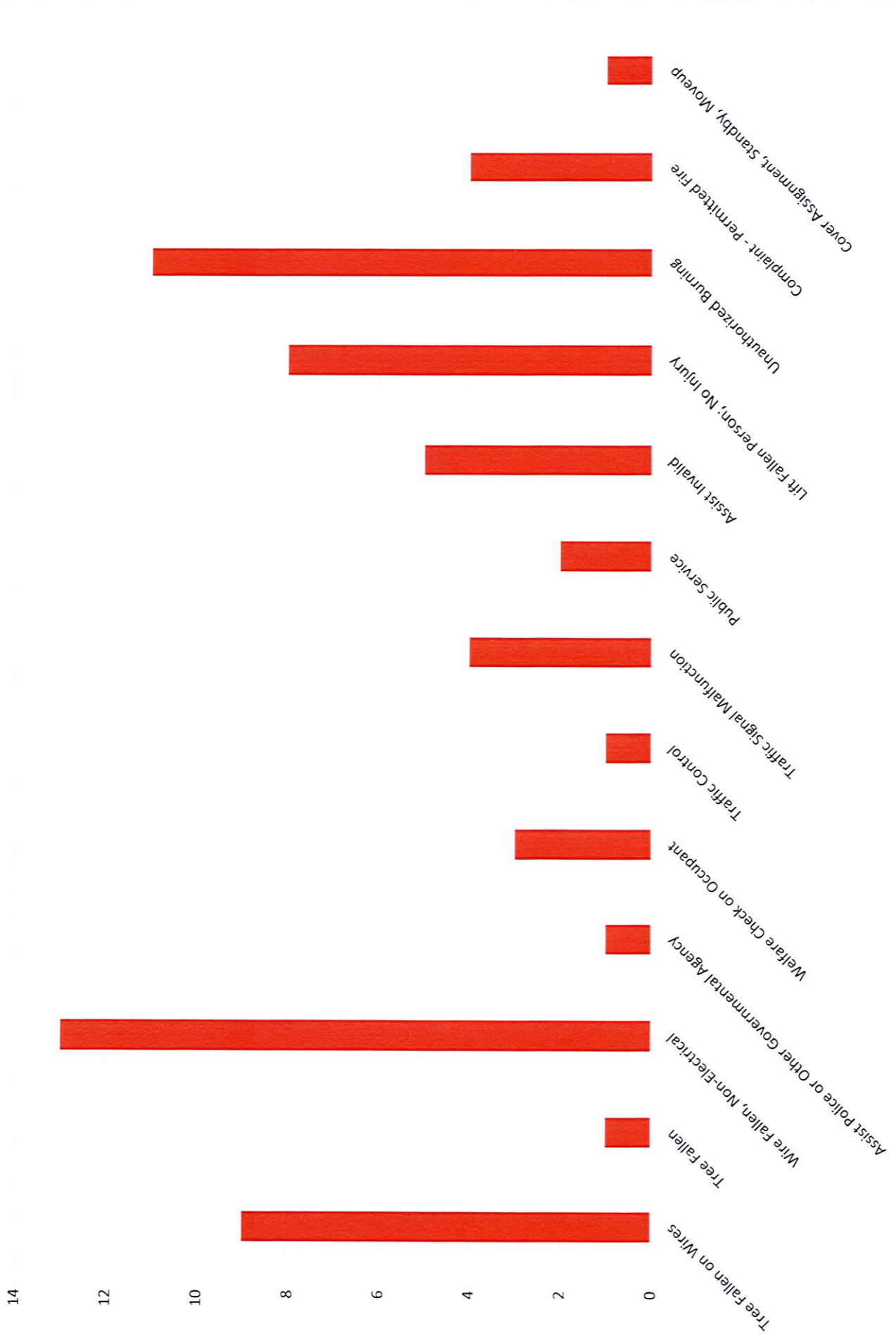
# 2016 Incident Type - Hazardous Condition (No Fire)



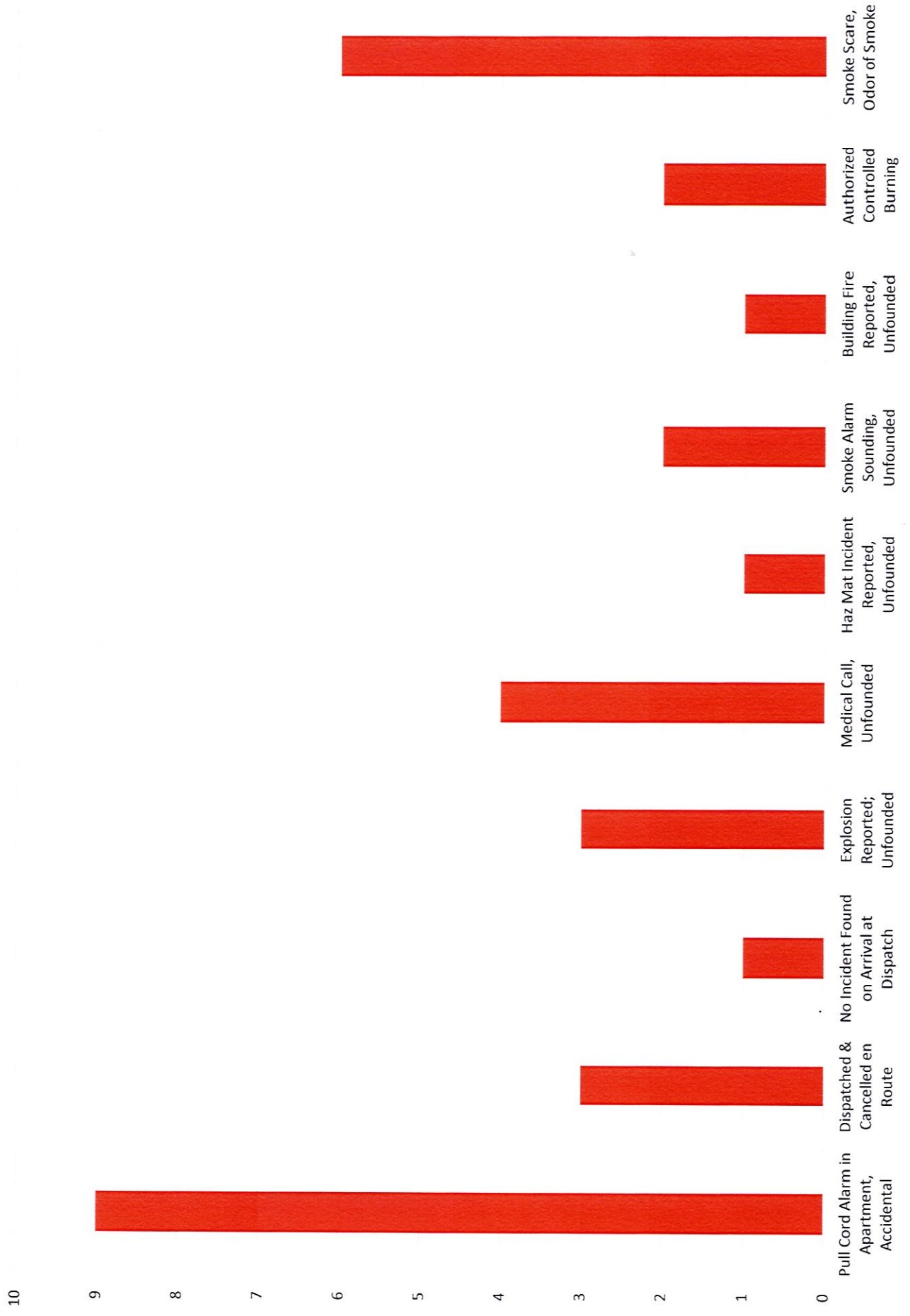
# 2016 Incident Type - Service Call, Part 1



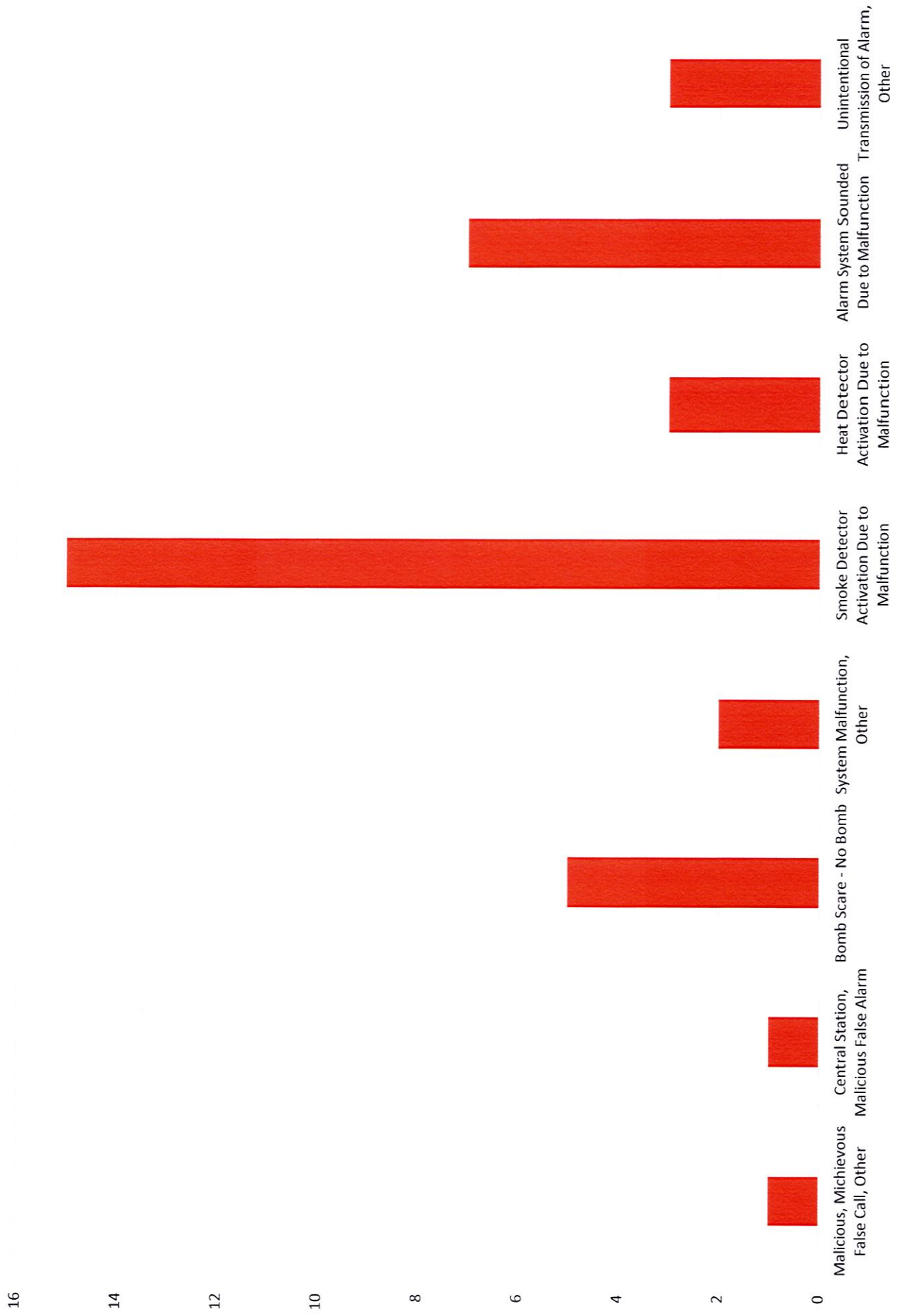
## 2016 Incident Type - Service Call, Part 2



## 2016 Incident Type - Good Intent Call

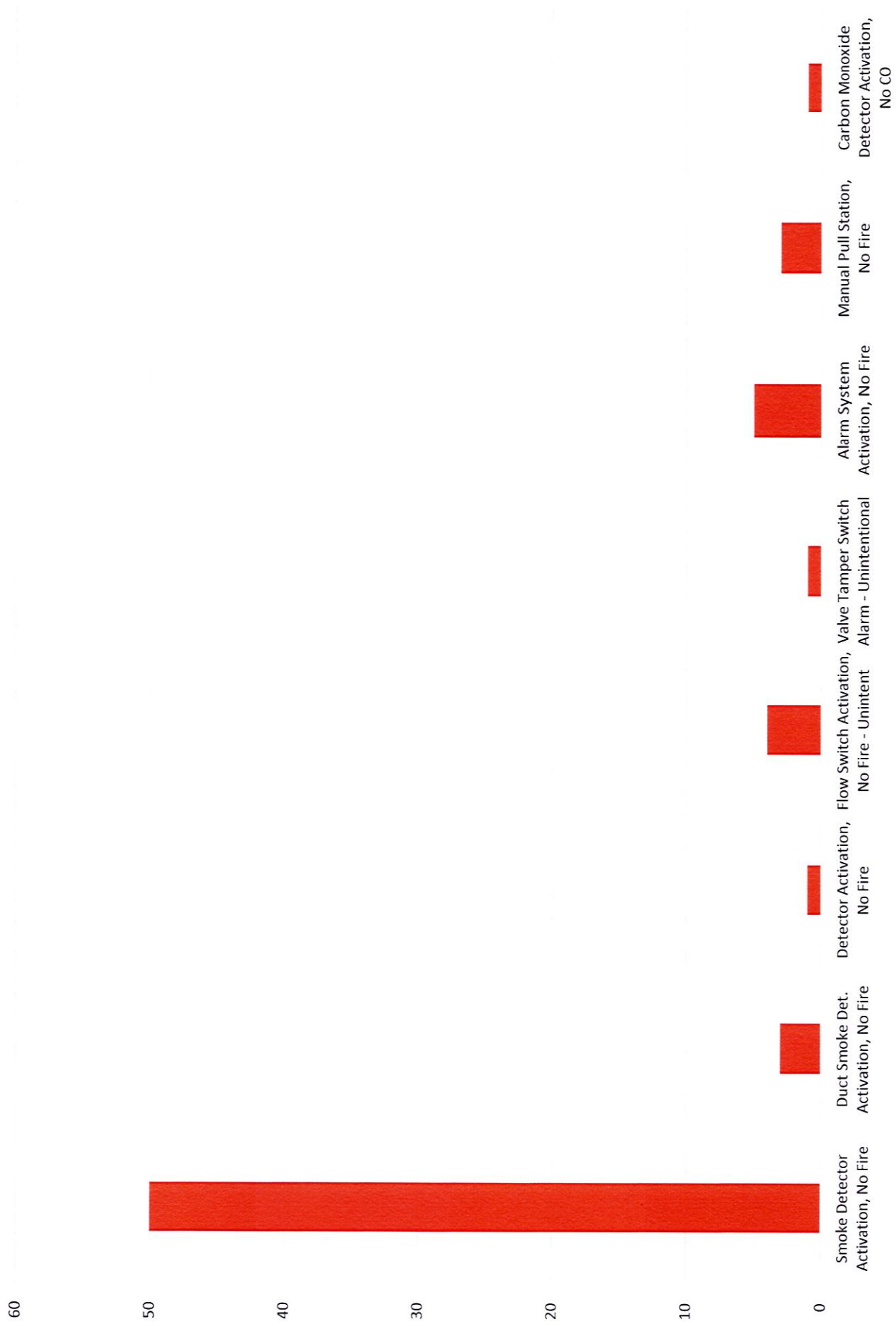


2016 Incident Type - False Alarm & False Call - Page 1

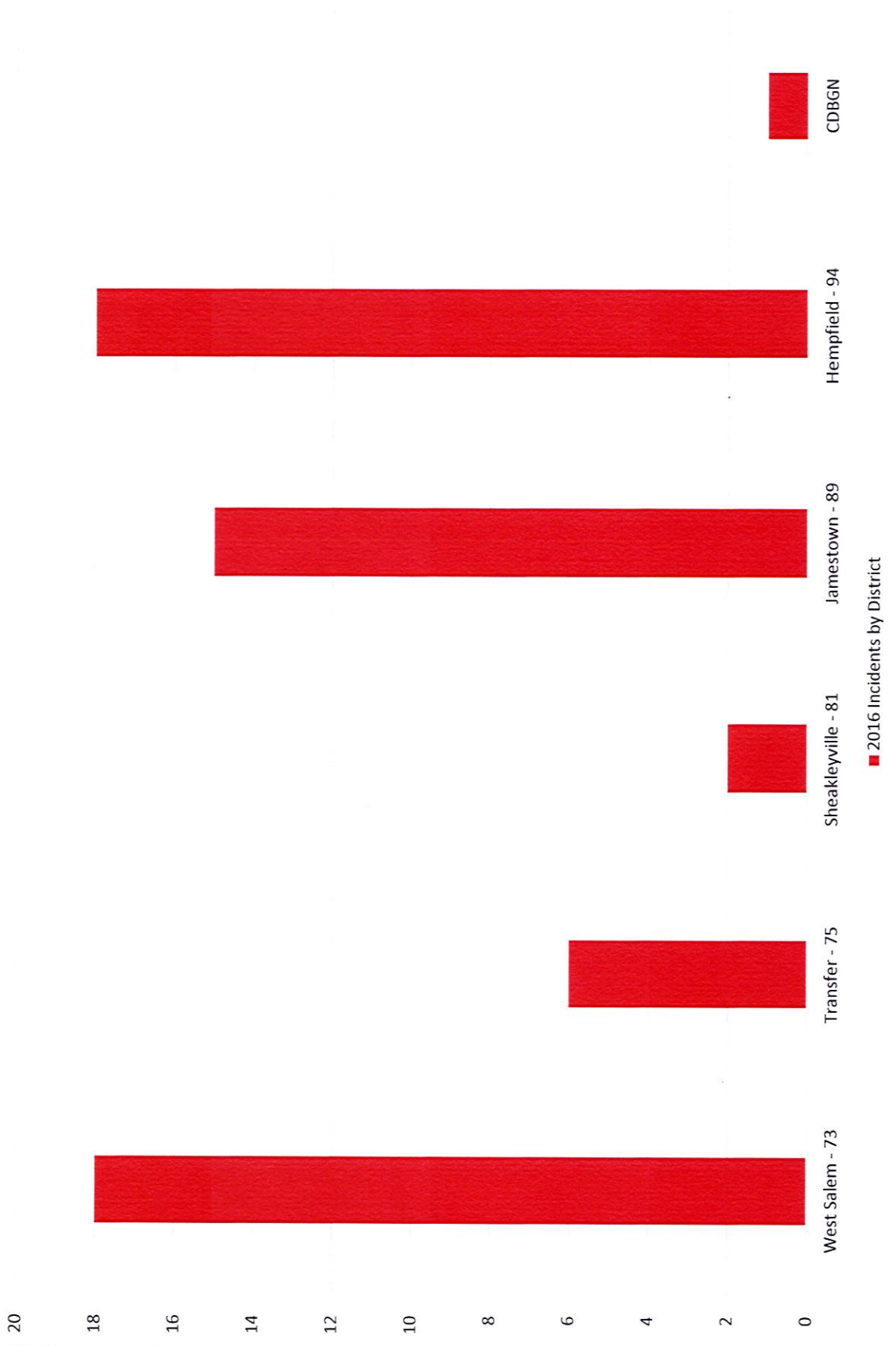




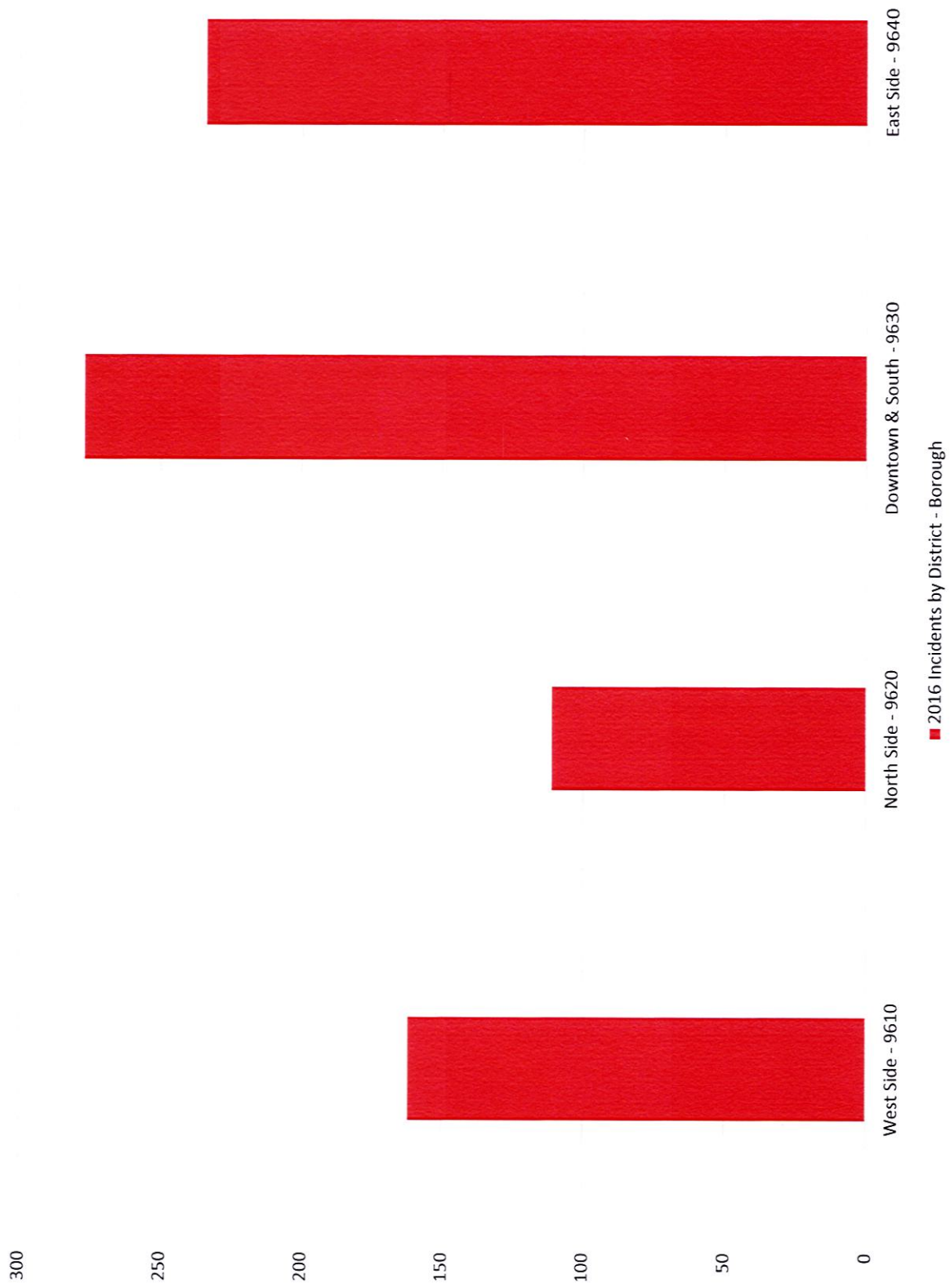
# 2016 Incident Type - False Alarm & False Call - Page 2



# 2016 Incidents by District



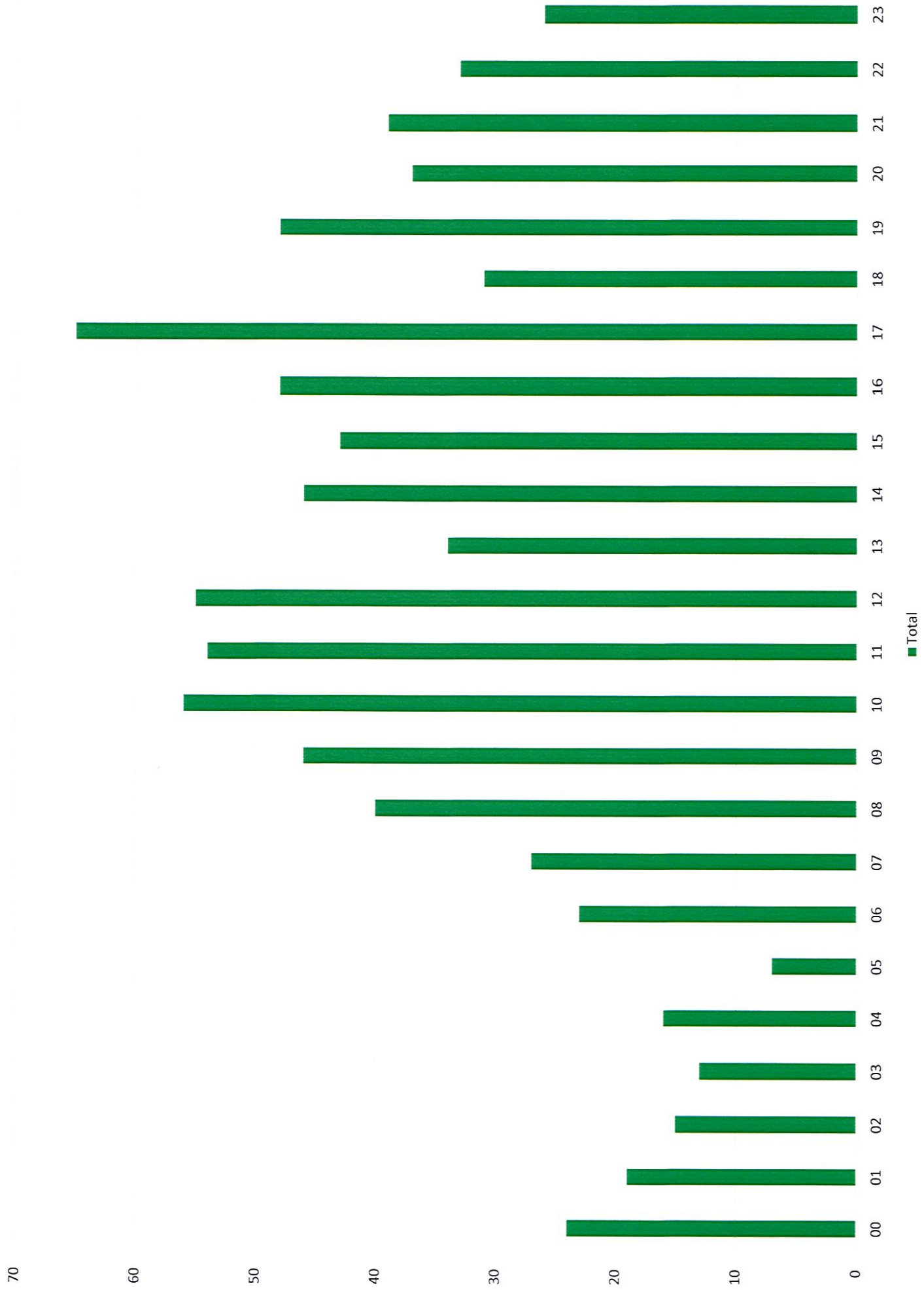
# 2016 Incidents by District - Borough



2016 - # of Calls by Day - Total



2016 - # of Calls by Time - Total



## **2016 FIRE DEPARTMENT PERSONNEL**

### **Full Time Personnel:**

Lt. Steve Thompson  
Lt. Richard Craig  
Lt. Michael Cadman  
FF Brian Albaugh

### **Part Time Personnel:**

FF Michael White  
FF Ronald Graham  
FF Michael McConnell  
FF Drew Snyder  
FF Sean Sokolowski  
FF Joshua Carlini  
FF Zachary Pfeifer

### **Volunteer Fire Fighter:**

Nels Fricke  
Amber Wellner